




District Health Assessment for Multiple District 305 through March 2025

| District Name | Status/ Number of Months in Status * | Clubs | | | | | | | Membership | | | | | | | Member Strength | | Cancellation | | Reports | | | Finance | Leadership | | | |
|---------------|---|--------------|---------------------|-------------|--|-----------|-----------------|------------------------|---------------------------------|-------------------------------------|-----------------------------|---------|----------|--|---|----------------------------|-------------------------------|--------------------------------------|----------------------------|-------------------------------------|------------------------------|----------------------|----------------------------------|----------------------------------|--------------------------------|----------------------------------|--------------------------------|
| | | Active Clubs | Clubs in Status Quo | Total Clubs | % Status Quo Clubs in Financial Suspension | New Clubs | Cancelled Clubs | YTD Net Club Gain/Loss | Current Members In Active Clubs | Current Members In Status Quo Clubs | Current Total Members Count | YTD Add | YTD Drop | YTD NetGrowth (includes Active and Status Quo) | YTD NetGrowth% (includes Active and Status Quo) | Member Count 12 Months Ago | Average Member Count Per Club | % of Clubs with less than 20 members | Average Cancelled Club Age | Members Lost Due to Cancelled Clubs | % of Clubs Reporting Service | % No MMR in 3 Months | % No Officer Report in 12 months | % of Clubs with balance 90+ days | Number of Zone Chairs Recorded | Number of Region Chairs Recorded | District Officers Vacancies ** |
| 305 N1 | | 115 | 0 | 115 | 0% | 6 | 2 | 4 | 2546 | 0 | 2546 | 649 | 262 | 387 | 17.92% | 2,325 | 22 | 45% | 7 | 30 | 55% | 69% | 3% | 35% | 15 | 0 | |
| 305 N2 | | 115 | 0 | 115 | 0% | 3 | 8 | -5 | 2462 | 0 | 2462 | 364 | 321 | 43 | 1.78% | 2,634 | 21 | 59% | 9 | 90 | 41% | 65% | 10% | 76% | 26 | 7 | |
| 305 S | | 88 | 0 | 88 | 0% | 2 | 0 | 2 | 1266 | 0 | 1266 | 210 | 54 | 156 | 14.05% | 1,181 | 14 | 73% | 0 | 0 | 48% | 68% | 16% | 49% | 12 | 4 | |
| | | 318 | 0 | 318 | 0% | 11 | 10 | 1 | 6274 | 0 | 6274 | 1223 | 637 | 586 | 10.30% | 6,140 | 20 | 58% | 8 | 120 | 48% | 67% | 9% | 53% | 53 | 11 | |




District Health Assessment for District 351 through March 2025

| <div></div> <div>Status/ District Name</div> <div>Number of Months in Status *</div> | | Clubs | | | | | | | Membership | | | | | | | Member Strength | | Cancellation | | Reports | | | Finance | Leadership | | | |
|--|--|-----------------|------------------------------|----------------|--|--------------|--------------------|-------------------------------------|--|---|--------------------------------------|------------|-------------|--|---|-------------------------------------|--|--|-------------------------------------|---|---------------------------------------|-------------------------------|---|---|--|--|---|
| | | Active Clubs | Clubs in Status Quo | Total Clubs | % Status Quo Clubs in Financial Suspension | New Clubs | Cancelled Clubs | YTD Net Club Gain/ Loss | Current Members In Active Clubs | Current Members In Status Quo Clubs | Current Total Members Count | YTD Add | YTD Drop | YTD NetGrowth (includes Active and Status Quo) | YTD NetGrowth% (includes Active and Status Quo) | Member Count 12 Months Ago | Average Member Count Per Club | % of Clubs with less than 20 members | Average Cancelled Club Age | Members Lost Due to Cancelled Clubs | % of Clubs Reporting Service | % No MMR in 3 Months | % No Officer Report in 12 months | % of Clubs with balance 90+ days | Number of Zone Chairs Recorded | Number of Region Chairs Recorded | District Officers Vacancies ** |
| 351 | | 121 | 0 | 121 | 0% | 3 | 2 | 1 | 2156 | 0 | 2156 | 291 | 186 | 105 | 5.12% | 2,082 | 18 | 61% | 15 | 23 | 67% | 54% | 1% | 28% | 37 | 17 | |
| | | 121 | 0 | 121 | 0% | 3 | 2 | 1 | 2156 | 0 | 2156 | 291 | 186 | 105 | 5.12% | 2,082 | 18 | 61% | 15 | 23 | 67% | 54% | 1% | 28% | 37 | 17 | |




District Health Assessment for Ident 5791 - BAHRAIN - UND through March 2025

|  Status/ District Name of Months in Status * | | Clubs | | | | | | | Membership | | | | | | | Member Strength | | Cancellation | | Reports | | | Finance | Leadership | | | |
|---|--|-----------------|------------------------------|----------------|---|--------------|--------------------|-------------------------------------|--|---|--------------------------------------|------------|-------------|--|---|-------------------------------------|--|--|-------------------------------------|---|---------------------------------------|-------------------------------|---|---|--|--|---|
| | | Active Clubs | Clubs in Status Quo | Total Clubs | % Status Quo in Financial Suspension | New Clubs | Cancelled Clubs | YTD Net Club Gain/ Loss | Current Members In Active Clubs | Current Members In Status Quo Clubs | Current Total Members Count | YTD Add | YTD Drop | YTD NetGrowth (includes Active and Status Quo) | YTD NetGrowth% (includes Active and Status Quo) | Member Count 12 Months Ago | Average Member Count Per Club | % of Clubs with less than 20 members | Average Cancelled Club Age | Members Lost Due to Cancelled Clubs | % of Clubs Reporting Service | % No MMR in 3 Months | % No Officer Report in 12 months | % of Clubs with balance 90+ days | Number of Zone Chairs Recorded | Number of Region Chairs Recorded | District Officers Vacancies ** |
| Ident 5791 - BAHRAIN | | 2 | 0 | 2 | 0% | 0 | 1 | -1 | 39 | 0 | 39 | 0 | 27 | -27 | -40.91% | 69 | 20 | 50% | 47 | 23 | 0% | 50% | 0% | 50% | 0 | 0 | |
| | | 2 | 0 | 2 | 0% | 0 | 1 | -1 | 39 | 0 | 39 | 0 | 27 | -27 | -40.91% | 69 | 20 | 50% | 47 | 23 | 0% | 50% | 0% | 50% | 0 | 0 | |



District Health Assessment for Ident 5943 - UNITED ARAB EMIRATES - UND through March 2025

| <div></div> <div>Status/ District Name of Months in Status *</div> | | Clubs | | | | | | | Membership | | | | | | | Member Strength | | Cancellation | | Reports | | | Finance | Leadership | | | |
|--|--|-----------------|------------------------------|----------------|--|--------------|--------------------|-------------------------------------|--|---|--------------------------------------|------------|-------------|--|---|-------------------------------------|--|--|-------------------------------------|---|---------------------------------------|-------------------------------|---|---|--|--|---|
| | | Active Clubs | Clubs in Status Quo | Total Clubs | % Status Quo Clubs in Financial Suspension | New Clubs | Cancelled Clubs | YTD Net Club Gain/ Loss | Current Members In Active Clubs | Current Members In Status Quo Clubs | Current Total Members Count | YTD Add | YTD Drop | YTD NetGrowth (includes Active and Status Quo) | YTD NetGrowth% (includes Active and Status Quo) | Member Count 12 Months Ago | Average Member Count Per Club | % of Clubs with less than 20 members | Average Cancelled Club Age | Members Lost Due to Cancelled Clubs | % of Clubs Reporting Service | % No MMR in 3 Months | % No Officer Report in 12 months | % of Clubs with balance 90+ days | Number of Zone Chairs Recorded | Number of Region Chairs Recorded | District Officers Vacancies ** |
| Ident 5943 - UNITED ARAB EMIRATES | | 14 | 0 | 14 | 0% | 1 | 0 | 1 | 384 | 0 | 384 | 40 | 1 | 39 | 11.30% | 336 | 27 | 7% | 0 | 0 | 50% | 79% | 0% | 36% | 0 | 0 | |
| | | 14 | 0 | 14 | 0% | 1 | 0 | 1 | 384 | 0 | 384 | 40 | 1 | 39 | 11.30% | 336 | 27 | 7% | 0 | 0 | 50% | 79% | 0% | 36% | 0 | 0 | |

* - District Status: P - Provisional, T - Transitional.

** - District Officers Vacancies: DG - District Governor, 1st VDG - First Vice District Governor, 2nd VDG - Second Vice District Governor.